

Price Valuation Benchmarking

DHA PROPERTY EXCHANGE


DHA – PHASE I (RESIDENTIAL PLOTS)



1 – 15 October 2022

(Rs in Mn)

SECTOR	MIN-MAX (500 YDS)	MIN-MAX (1000 YDS)	MIN-MAX (250-300 YDS)	MIN-MAX (200 YDS)	MIN-MAX (400 YDS)	MIN-MAX (800 YDS)	INCREASE / DECREASE
A	28.0 - 32.0 M	-	-	-	-	-	-
B	32.0 - 40.0 M	-	-	-	-	-	
C	30.0 - 45.0 M	-	-	-	-	-	
D	26.0 - 40.0 M	-	-	-	-	-	
E	26.0 - 32.0 M	-	20.0 - 23.0 M	-	-	-	
F	32.0 - 40.0 M	58.0 - 63.0 M	23.0 - 28.0 M	-	-	-	
B-Orchard	25.0 - 30.0 M	-	-	-	-	-	
C-Orchard	25.0 - 30.0 M	-	-	-	-	-	
A-1	-	-	-	14.0 - 16.0 M	22.0 – 27.0 M	40.0 – 45.0 M	
B-1	-	-	-	16.0 - 18.0 M	24.0 - 30.0 M	45.0– 50.0 M	



Price Valuation Benchmarking


DHA PROPERTY EXCHANGE

DHA – PHASE II (RESIDENTIAL PLOTS)



1 – 15 October 2022

SECTOR	MIN (500 YDS)	MAX (500 YDS)	MIN (250 YDS)	MAX (250 YDS)	MIN (125 YDS)	MAX (125 YDS)	INCREASE / DECREASE
A	32.0 M	45.0 M	25.0 M	28.0 M	-	-	
B	30.0 M	45.0 M	25.0 M	28.0 M	-	-	
C	35.0 M	47.0 M	26.0 M	30.0 M	-	-	
D	30.0 M	45.0 M	26.0 M	28.0 M	-	-	
E	38.5 M	57.5 M	30.0 M	32.0 M	-	-	
F	37.5 M	47.5 M	28.0 M	32.0 M	-	-	
G	35.0 M	50.0 M	28.0 M	30.0 M	-	-	
H	32.0 M	47.5 M	25.0 M	28.0 M	-	-	
J	32.0 M	38.0M	25.0 M	28.0 M	13.0 M	16.0 M	



Price Valuation Benchmarking

DHA PROPERTY EXCHANGE


DHA – PHASE III (RESIDENTIAL PLOTS)



1 – 15 October 2022

(Rs in Mn)

SECTOR	MIN-MAX (500 YDS)	MIN-MAX (250 YDS)	MIN-MAX (200 YDS)	MIN-MAX (133 YDS)	MIN-MAX (125 YDS)	INCREASE / DECREASE
A & B (Ex Serene City)	23.0 – 35.0 M	14.0 –17.0 M	11.5 – 12.0 M	8.5 – 9.5 M	7.0 – 8.0 M	
A (Ex New Pindi)	18.0 – 19.0 M	13.0 – 14.0 M	9.5 – 10.0 M	-	6.0 – 6.5 M	
B (Ex New Pindi)	17.5 – 18.0 M	12.0 – 12.5 M	8.0 – 8.5 M	-	5.5 – 6.0 M	
C (Ex New Pindi)	17.5 – 18.0 M	12.0 – 12.5 M	8.0 – 8.5 M	-	5.5 – 6.0 M	-
D (Ex New Pindi)	13.5 – 14.5 M	9.0 – 9.5 M	6.5 – 7.0 M	-	4.0 – 4.5 M	
E (Ex New Pindi)	13.5 – 14.5 M	9.0 – 9.5 M	6.5 – 7.0 M	-	4.0 – 4.5 M	



Price Valuation Benchmarking

DHA PROPERTY EXCHANGE

DHA – PHASE III



(SVC BENEFITS RESIDENTIAL PLOTS)

1 – 15 October 2022

(Rs in Mn)

SECTOR	MIN-MAX (500 YDS)	MIN-MAX (250 YDS)	MIN-MAX (200 YDS)	MIN-MAX (125 YDS)	INCREASE / DECREASE
D	16.0 – 19.0 M	-	-	-	
E	15.5 – 19.0 M	-	-	-	
F	15.0 – 18.5 M	-	-	-	
G	14.0 – 15.5 M	10.0 – 10.5 M	7.5 – 8.0 M	6.0 – 6.2 M	-
H	14.0 – 15.5 M	-	-	-	
J	14.0 – 15.0 M	-	-	-	



Price Valuation Benchmarking

DHA PROPERTY EXCHANGE

DHA – PHASE IV (RESIDENTIAL PLOTS)



(Rs in Mn)

1 – 15 October 2022

1 KANAL (ALLOTMENT LETTER) (ALL DUES CLEAR)

SECTOR	MIN - MAX (1 Kanal)	MIN - MAX (10 Marla)	INCREASE / DECREASE
A	23.0 – 26.0 M	17.0 – 19.0 M	-
B	21.0 – 23.0 M	16.0 – 17.0 M	
C	23.0 – 28.0 M	17.0 – 18.5 M	
D	15.5 – 16.0 M	-	
E	14.0 – 14.5 M	-	
F	13.5 – 14.0 M	-	
G	12.0 – 12.5 M	-	
H	12.0 – 12.5 M	-	
J	11.0 – 11.5 M	-	
K	11.0 – 11.5 M	-	
L	11.0 – 11.5 M	-	
M	11.0 – 11.5 M	-	



Price Valuation Benchmarking

DHA PROPERTY EXCHANGE

DHA – PHASE V (RESIDENTIAL PLOTS)



1 – 15 October 2022

SECTOR	MIN - MAX (1000 YDS)	MIN - MAX (500 YDS)	MIN - MAX (250 YDS)	MIN - MAX (200 YDS)	MIN - MAX (125 YDS)	INCREASE / DECREASE
A	-	25.0 - 35.0 M	-	-	-	-
B	-	25.0 - 35.0 M	23.0 – 25.0 M	-	-	
C	-	25.0 - 38.0 M	21.0 – 25.0 M	-	-	
D	-	23.0 - 28.0 M	18.5 – 21.0 M	-	-	
F	-	25.0 - 30.0 M	19.0 – 22.0 M	12.5 – 13.0 M	9.0 – 11.0 M	
F-1	-	21.5 - 23.0 M	15.0 – 16.0 M	-	-	
G	-	23.0 - 26.0 M	-	-	-	
H	-	23.0 - 26.0 M	16.5 – 17.5 M	-	-	
J	-	-	17.0 – 17.5 M	-	-	
K	62.0 – 65.0 M	27.0 - 30.0 M	-	-	-	



Price Valuation Benchmarking

DHA PROPERTY EXCHANGE

DHA – PHASE VI (RESIDENTIAL PLOTS)




1 – 15 October 2022

(Rs in Mn)

1 KANAL (ALL DUES CLEAR)

BALLOTTED

SECTOR	MIN	MAX	INCREASE / DECREASE
A	18.5 M	20.0 M	
A – 1	16.0 M	16.5 M	
B – 1	12.5 M	13.0 M	
B – 2	12.5 M	13.0 M	
B – 3	14.0 M	14.5 M	-
C – 1	13.0 M	13.5 M	
C – 2	13.0 M	13.5 M	
C – 3	13.0 M	13.5 M	
C – 3 Ext	12.5 M	13.0 M	



Price Valuation Benchmarking

DHA PROPERTY EXCHANGE

DHA – PHASE VI (RESIDENTIAL PLOTS)




1 – 15 October 2022

(Rs in Mn)

1 KANAL (ALL DUES CLEAR)

NON BALLOTTED

SECTOR	MIN	MAX	INCREASE / DECREASE
A	12.0 M	12.2 M	
B	11.8 M	12.0 M	
C	11.8 M	12.0 M	
D	11.5 M	11.8 M	
E	11.5 M	11.8 M	
F	11.5 M	11.8 M	
G	11.4 M	11.5 M	
H	11.4 M	11.5 M	
J	11.4 M	11.5 M	



Price Valuation Benchmarking

DHA PROPERTY EXCHANGE

DHA – PHASE VI (RESIDENTIAL PLOTS)



1 – 15 October 2022

(Rs in Mn)

1 KANAL (ALL DUES CLEAR)

SECTOR	MIN	MAX	INCREASE / DECREASE
K	11.2 M	11.3 M	
L	11.2 M	11.3 M	
M	11.2 M	11.3 M	
N	11.2 M	11.3 M	
P	11.0 M	11.5 M	
Q	11.0 M	11.5 M	
R	11.0 M	11.5 M	
S	11.0 M	11.5 M	
T	11.0 M	11.5 M	



Price Valuation Benchmarking

DHA PROPERTY EXCHANGE

DHA – PHASE IV (RESIDENTIAL PLOTS)




1 – 15 October 2022

(Rs in Mn)

1 KANAL (ALLOTMENT CERTIFICATE)

SECTOR	MIN - MAX (1 Kanal)	MIN - MAX (10 Marla)	INCREASE / DECREASE
A	17.0 – 17.5 M	14.0 – 14.5 M	-
B	17.0 – 17.5 M	13.5 – 14.0 M	
C	17.0 – 17.5 M	14.0 – 14.5 M	
D	14.0 – 14.5 M	-	
E	13.0 – 13.5 M	-	
F	12.5 – 13.0 M	-	
G	10.5 – 11.0 M	-	
H	10.5 – 11.0 M	-	
J	10.0 – 10.5 M	-	
K	10.0 – 10.5 M	-	
L	10.0 – 10.5 M	-	
M	10.0 – 10.5 M	-	



Price Valuation Benchmarking

DHA PROPERTY EXCHANGE


DHA – PHASE VI (Ex Ph- II Ext) RESIDENTIAL PLOTS



1 – 15 October 2022

(Rs in Mn)

1 KANAL (CERTIFICATE)			
SECTOR	MIN	MAX	INCREASE / DECREASE
A	10.5 M	10.8 M	-
B	10.0 M	10.2 M	
C	9.8 M	10.0 M	
D	9.5 M	9.8 M	
E	9.0 M	9.2 M	
F	8.8 M	9.0 M	
G	8.6 M	8.8 M	
H	8.2 M	8.4 M	
J	8.0 M	8.2 M	
K	8.0 M	8.2 M	



Price Valuation Benchmarking

DHA PROPERTY EXCHANGE

DHA – PHASE VI (Ex Ph- II Ext) RESIDENTIAL PLOTS



1 – 15 October 2022


(Rs in Mn)

1 KANAL (CERTIFICATE)

SECTOR	MIN	MAX	INCREASE / DECREASE
L	7.6 M	7.8 M	-
M	7.6 M	7.8 M	
N	7.4 M	7.6 M	
P	7.4 M	7.6 M	
Q	7.4 M	7.6 M	
R	7.4 M	7.6 M	
S	7.4 M	7.6 M	
T	7.4 M	7.6 M	

NOTE: RS 600,000 DEVELOPMENT CHARGES ON CERTIFIACATE FROM 1 - 6180

NOTE: RS 14,65,000 DEVELOPMENT CHARGES ON CERTIFIACATE FROM 6181 - ONWARDS



Price Valuation Benchmarking

DHA PROPERTY EXCHANGE


DHA VALLEY RESIDENTIAL PLOTS



1 – 15 October 2022

(Rs in Mn)

SECTOR	5 MARLA RES (MIN)	5 MARLA RES (MAX)	8 MARLA RES (MIN)	8 MARLA RES (MAX)	INCREASE / DECREASE
Sunflower	1.7 M	2.4 M	2.5 M	3.1 M	
Magnolia	1.8 M	3.8 M (Balloted)	2.5 M	5.2 M (Balloted)	
Bogenvelia	1.8 M	3.8 M (Balloted)	2.5 M	5.2 M (Balloted)	
Tulip	1.7 M	2.4 M	2.5 M	3.1 M	
Rose	2.0 M	4.0 M (Balloted)	2.5 M	5.8 M (Balloted)	
Bluebell	2.2 M	4.5 M (Balloted)	2.6 M	6.5 M (Balloted)	
Oleander	2.2 M	4.0 M (Balloted)	2.6 M	6.2 M(Balloted)	
Daffodil	2.2 M	4.0 M (Balloted)	2.6 M	6.2 M(Balloted)	
Lily	2.2 M	4.0 M (Balloted)	2.6 M	6.2 M(Balloted)	



Price Valuation Benchmarking


DHA PROPERTY EXCHANGE

DHA VALLEY RESIDENTIAL PLOTS



1 – 15 October 2022

SECTOR	5 MARLA RES (MIN)	5 MARLA RES (MAX)	8 MARLA RES (MIN)	8 MARLA RES (MAX)	INCREASE / DECREASE
Jasmine	1.7 M	2.4 M	2.5 M	3.1 M	
Daisy	1.7 M	2.4 M	2.5 M	3.1 M	
Eglentine	1.7 M	2.4 M	2.5 M	3.1 M	
Snowdrop	1.7 M	2.4 M	2.5 M	3.1 M	
Marigold	1.7 M	2.4 M	2.5 M	3.1 M	
Gloxinia	1.7 M	2.4 M	2.5 M	3.1 M	
Zinnia	1.7 M	2.4 M	2.5 M	3.1 M	
Levender	1.7 M	2.4 M	2.5 M	3.1 M	
Lotus	1.7 M	2.4 M	2.5 M	3.1 M	
Iris	1.7 M	2.4 M	2.5 M	3.1 M	



Price Valuation Benchmarking

DHA PROPERTY EXCHANGE

DHA HOMES & DEFENCE VILLAS



1 – 15 October 2022

(Rs in Mn)

SECTOR	11 MARLA (MIN-MAX)	5 MARLA (MIN-MAX)	8 MARLA (MIN-MAX)	INCREASE / DECREASE
LILY	-	6.5 – 7.5 M	13.0 – 14.0 M	
OLEANDAR	-	6.0 – 6.5 M	11.5 – 12.0 M	-
SECTOR F (VILLA)	29.0 – 37.0 M	-	-	



Price Valuation Benchmarking

DHA PROPERTY EXCHANGE

DHA – PHASE I (COMMERCIAL PLOTS)



1 – 15 October 2022

(Rs in Mn)

SECTOR	5.33 MARLA MIN - MAX	8 MARLA MIN - MAX	INCREASE / DECREASE
F	60.0 - 70.0 M	80.0 – 90.0 M	-
B1	-	90.0 – 130.0 M	



Price Valuation Benchmarking

DHA PROPERTY EXCHANGE

DHA – PHASE II (COMMERCIAL PLOTS)



1 – 15 October 2022

(Rs in Mn)

SECTOR	MIN - MAX (3.5 Marla)	MIN - MAX (4 Marla)	MIN - MAX (5 Marla)	MIN - MAX (5.3 Marla)	MIN - MAX (5.5 Marla)	MIN - MAX (8 Marla)	INCREASE / DECREASE
A	-	55.0 – 60.0 M	-	-	-	120 – 130 M	
B	-	-	-	-	-	-	
C	-	-	-	-	-	-	
D	-	35.0 – 65.0 M	-	-	-	-	
E	-	-	100 – 150 M	-	-	-	-
F	-	-	-	-	-	-	
G	-	-	-	65.0 – 70.0 M	-	-	
H	-	-	30.0 – 32.5 M	-	32.0 – 35.0 M	-	
J	30.0 – 32.5 M	40.0 – 45.0 M	-	-	-	-	



Price Valuation Benchmarking

DHA PROPERTY EXCHANGE

DHA – PHASE III (COMMERCIAL PLOTS)



1 – 15 October 2022

(Rs in Mn)

SECTOR	MIN-MAX (0.96 MARLA)	MIN-MAX (2.67 MARLA)	MIN-MAX (5.33 MARLA)	MIN-MAX (7.11 MARLA)	MIN-MAX (10.67 MARLA)	INCREASE / DECREASE
A	7.0 – 7.5 M	-	-	-	-	-
B	-	12.0 – 16.0 M	37.0 – 40.0 M	45.0 – 50.0 M	55.0 – 62.0 M	-



Price Valuation Benchmarking

DHA PROPERTY EXCHANGE



DHA – PHASE IV (COMMERCIAL PLOTS)

1 – 15 October 2022

(Rs in Mn)

SECTOR	4 MARLA (MIN - MAX)	8 MARLA (MIN - MAX)	INCREASE / DECREASE
A	32.0 – 35.0 M	-	-
B	28.0 – 32.0 M	48.0 – 50.0 M	
C	28.0 – 32.0 M	-	



Price Valuation Benchmarking

DHA PROPERTY EXCHANGE


DHA – PHASE V (COMMERCIAL PLOTS)



1 – 15 October 2022

(Rs in Mn)

SECTOR	4 MARLA MIN - MAX	5.3 MARLA MIN - MAX	6 MARLA MIN – MAX	8 MARLA MIN - MAX	INCREASE/ DECREASE
A	35.0 – 38.0 M	-	45.0 – 50.0 M	-	
B	25.0 – 27.0 M	-	-	-	
C	26.0 – 32.0 M	-	-	-	
Central Comm	52.0 – 57.0 M	-	75.0 – 80.0 M	-	-
D	29.0 – 30.0 M	-	35.0 – 40.0 M	74.0 – 78.0 M	
F	29.0 – 30.0 M	37.0 – 40.0 M	-	-	
G & H	29.0 – 33.0 M	-	-	72.5 – 75.0 M	



Price Valuation Benchmarking

DHA PROPERTY EXCHANGE

DHA VALLEY (COMMERCIAL PLOTS)



1 – 15 October 2022

(Rs in Mn)

SECTOR	4 MARLA COM (MIN)	4 MARLA COM (MAX)	8 MARLA COM (MIN)	8 MARLA COM (MAX)	INCREASE / DECREASE
Sunflower	10.5 M	15.0 M	18.0 M	24.0 M	-
Magnolia	10.5 M	15.0 M	18.0 M	24.0 M	
Bogenvella	10.5 M	15.0 M	18.0 M	24.0 M	
Tulip	10.5 M	15.0 M	18.0 M	24.0 M	
Rose	10.5 M	15.0 M	18.0 M	24.0 M	
Bluebell	10.5 M	15.0 M	18.0 M	24.0 M	
Oleander	10.5 M	15.0 M	18.0 M	24.0 M	
Daffodil	10.5 M	15.0 M	18.0 M	24.0 M	
Lily	10.5 M	15.0 M	18.0 M	24.0 M	
Jasmine	10.5 M	15.0 M	18.0 M	24.0 M	
Shops	2.2 – 2.4 M				